



Essential Timber XL

SF-A110 | SF-P140 | SF-A160 |
SF-RAA110 | SF-RA P140 | SF-RAA160

ESSENTIAL TIMBER XL

BIBLIOTECA
DE DESCARGAS



DOWNLOADS LIBRARY |
BIBLIOTHÈQUE
TÉLÉCHARGEMENTS

ES

NUESTRA GAMA DE IMPRESCINDIBLES PARA GRAN FORMATO

Star XL, una guía lisa y polivalente para distintas aplicaciones de puertas de paso:

1. Instalación a pared, techo, falso techo o falso techo invisible para la ocultación máxima de los herrajes. **2.** Montaje rápido y eficiente: perfil Funda FT XL (falso techo/ entre paredes) para guía extraíble que posibilita la instalación por fases. Permite el acceso directo a los herrajes, pudiendo instalar y desmontar en cualquier momento; ya sea para actualizar componentes adicionales o para reemplazarlos sin necesidad de realizar modificaciones en el falso techo. **3.** Perfil separador con geometría pensada para ahorrar tiempo en la instalación. **4.** Ausencia de perfil inferior (opcional) para crear zonas de paso libres de obstáculos. **5.** Perfilería en acabados aluminio anodizado plata y lacado negro y blanco para su mejor adaptación a las exigencias arquitectónicas. **6.** Solución para paneles de hasta 160 Kg. **7.** Distintas opciones de rodamiento: a fricción o a bolas, ambas silenciosas y con un mínimo de esfuerzo de deslizamiento. **8.** Como opciones de frenado: SofTop doble para una detención de cierre y apertura lineal, suave y sin impactos para hojas de hasta 140 Kg o topes con freno retenedor. **9.** Certificado de calidad Applus según normativa EN 1527.

EN

OUR RANGE OF ESSENTIALS FOR LARGE FORMAT

Star XL, a smooth and versatile track with multiple options for doorway applications:

1. Wall or ceiling mount, false ceiling or invisible false ceiling concealed track for an entirely minimalist design. **2.** Efficient and easy installation thanks to the Support FT XL (false ceiling/ between walls) track, allowing to remove the sliding top track, making possible installation in phases. It also provides direct access to the mechanisms, to install and disassemble at any stage even after construction, either to incorporate additional components or to replace them, without the need to make modifications to the false ceiling. **3.** Separator wall mounting track designed to optimize and reduce installation time. **4.** Absence of a bottom track (optional) to create passage areas free of obstacles. **5.** Satin anodized aluminum and matt black or white lacquered finishes for the best adaptation to architectural requirements. **6.** Solution for panels up to 160Kg. **7.** Various rolling options: friction or ball bearing, both silent and effortless sliding. **8.** As braking options: Double Soft Top for a linear, soft and impact-free closing and opening for panels up to 140 Kg, or retaining brake option. **9.** Applus quality certificate according to EN 1527


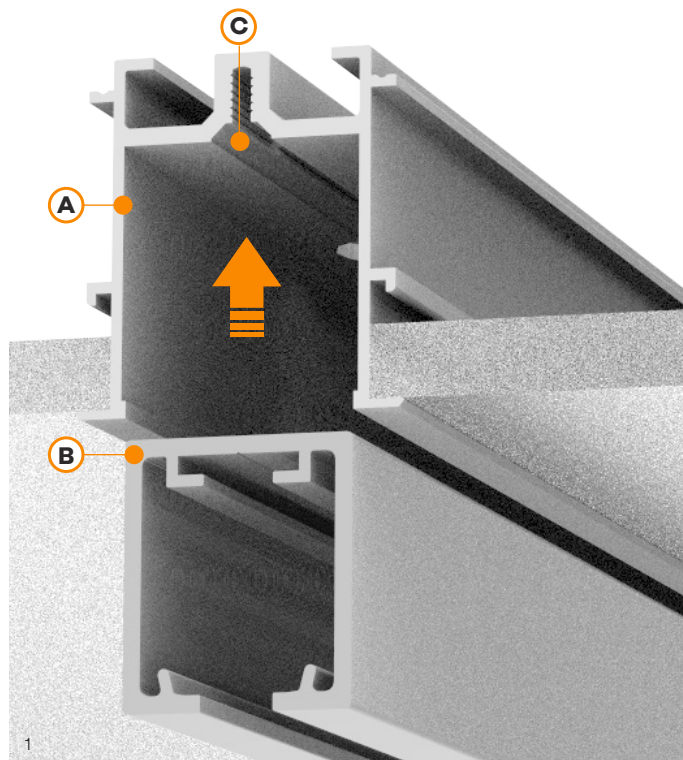
FR

NOTRE GAMME D'ESSENTIELS POUR LE GRAND FORMAT

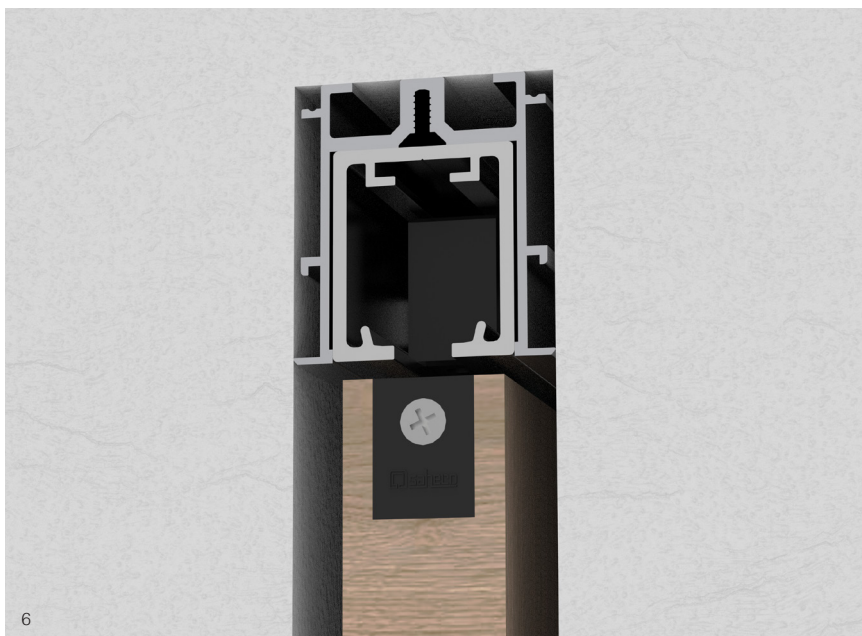


Star XL, un guide lisse et polyvalent pour diverses applications de portes de passage:

1. Installation au mur ou au plafond, au faux plafond ou faux plafond invisible pour dissimuler au maximum la quincaillerie. **2.** Assemblage rapide et efficace: rail de couverture FT XL (faux plafond/ entre les murs) pour guide amovible qui permet une installation par phases. Il permet un accès direct à la quincaillerie et peut être installé et retiré à tout moment, soit pour mettre à niveau des composants supplémentaires, soit pour les remplacer sans qu'il soit nécessaire d'effectuer des modifications au faux plafond. **3.** Profilé d'écartement dont la géométrie est conçue pour gagner du temps d'installation. **4.** Pas de profilé inférieur (en option) pour créer des zones de passage sans obstacles. **5.** Profilés avec finitions en aluminium anodisé argent et laqué noir et blanc pour une meilleure adaptation aux exigences architecturales. **6.** Solution pour les panneaux jusqu'à 160kg. **7.** Différentes options de roulements : à friction ou à billes, tous deux silencieux et avec un effort de glissement minimal. **8.** Comme options de freinage : Double SofTop pour des arrêts de fermeture et d'ouverture linéaires, en douceur et sans impact pour des vantaux jusqu'à 140 kg ou butées avec frein de rétention. **9.** Certificat de qualité Applus conforme à la norme EN 1527

Montaje a falso techo false ceiling mount | fixation a faux-plafond



A Perfil funda FT XL | Support FT XL track | Rail de cobertura FT XL. **B** Perfil Star XL | Star XL track | Rail Star XL. **C** Diseño de perfil con avellanado integrado | Track design with drilled countersink | Conception de rail avec fraisage intégré.



Características técnicas

Technical characteristics | Caractéristiques techniques

Perfilería Profiles | Profils

STANDARD XL



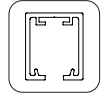
39x41 mm
No SofTop

EXCELLENCE XL



40x46 mm

STAR XL



40x46 mm

STAR FTI XL



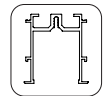
61x55mm

STAR FT XL



59,5x46 mm

FUNDA | SUPPORT | COUVERTURE FT XL



61x57 mm

CONJUNTO | SET | JEU
FUNDA | SUPPORT | COUVERTURE FT
XL + STAR XL



61x57 mm

SEPARADOR | SEPARATOR |
SÉPARATEUR STAR XL /
EXCELLENCE XL



49x60 mm

Especificaciones Specifications | Spécification



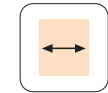
MÍN. 600 mm

SF-P140



1 SofTop
MÍN. 720 mm

SF-RA P140



1 SofTop
MÍN. 775 mm



MÍN. 35 mm



SofTop
MÁX. 140Kg



RODAMIENTO A BOLAS
BALL BEARING
ROULEMENT À BILLES

Peso Weights | Poids

110 kg	243 lb
140 kg	309 lb
160 kg	353 lb



MONTAJE ENTRE PAREDES
| MOUNTING BETWEEN
WALLS | FIXATION ENTRE
LES MURS

Producto certificado

Certificaded product |
Produit certifié




1, 2 y 3 Conjunto perfil Funda FT XL + Perfil Star XL, montaje a falso techo | Support FT XL + Star XL track set, false ceiling mounting | Ensemble Rail de couverture FT XL + Star XL, fixation a faux-plafond. 4, 5 y 6 Conjunto perfil Funda FT XL + Perfil Star XL, montaje entre paredes | Support FT XL + Star XL track set, mounting between walls | Ensemble Rail de couverture FT XL + Star XL, fixation entre les murs.



Variantes de instalación

Installation possibilities | Variantes d'installation



1 y 2 Perfil separador XL+ perfil Star XL con juego de accesorios SF-RA P140. x1 SofTop doble | Separator XL track + Star XL track with SF-RA P140 fitting set. x1 double SofTop | Rail séparateur XL+ rail Star XL avec garniture SF-RA P140. x1 double SofTop. **3 y 4** Perfil Excellence XL con tapetas y juego de accesorios SF-A160. Pletina sobrepuesta | Excellence XL track with pelmet cover and SF-A160 fitting set. Face fixed plate | Rail Excellence XL avec cache et garniture SF-A160. Platine superposée.



Variantes de instalación

Installation possibilities | Variantes d'installation



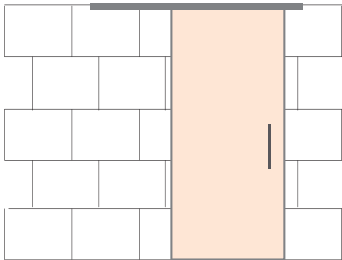
5, 6 y 7 Perfil FTI XL (Falso Techo Invisible) con juego de accesorios SF-RA P140 x1 SofTop doble. | FTI XL Track (invisible false ceiling) with fitting set SF-RA P140 x1 double SofTop. | Rail FTI XL (faux plafond invisible) avec garniture SF-RA P140 x1 double SofTop.



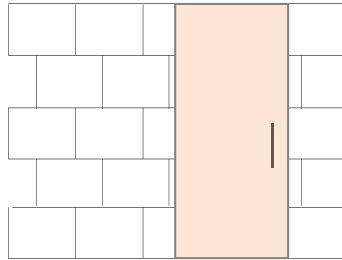
Variantes de instalación

Installation possibilities | Variantes d'installation

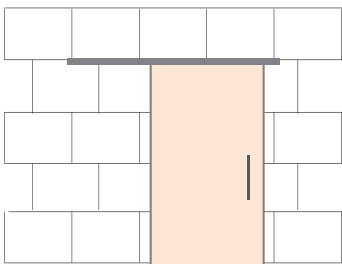
TECHO | CEILING | PLAFOND



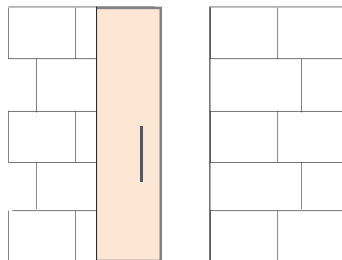
FALSO TECHO | FALSE CEILING | FAUX-PLAFOND



PARED | WALL | MUR



ENTRE PAREDES | BETWEEN WALLS | ENTRE MURS



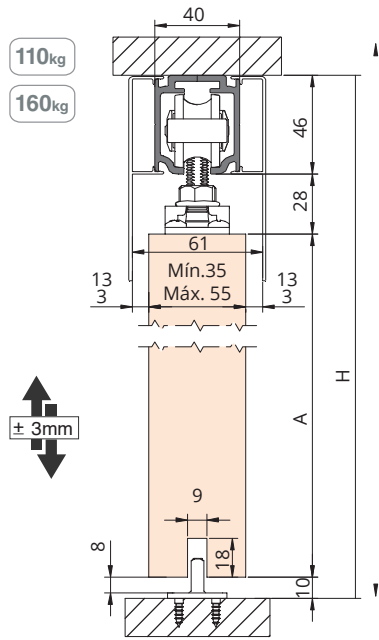


Sección tipo

Cross-section | Section type (Cotas en mm | Dimensions in mm | Dimensions en mm)

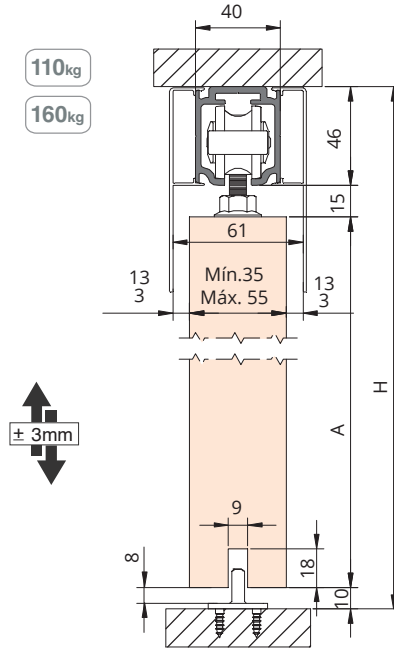
MONTAJE A TECHO | CEILING MOUNT | FIXATION À TOIT

OPCIÓN PLETINA SOBREPUESTA 110/160KG
FACE FIXED PLATE OPTION | OPTION PLATINE SUPERPOSÉE



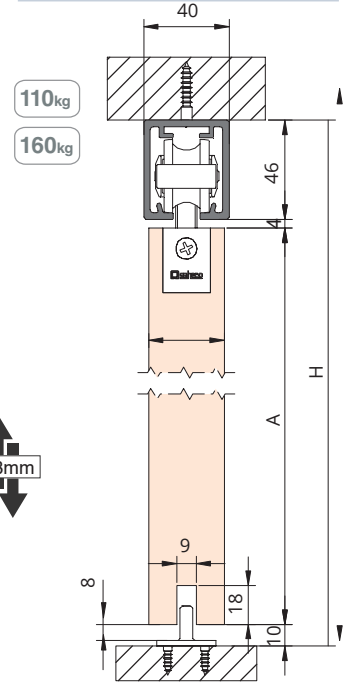
EXCELLENCE XL STANDARD XL
A= H-84 A= H-89

OPCIÓN PLETINA ENCASTRADA 110/160KG
RECESSED PLATE OPTION | OPTION
PLATINE À ENCASTRER



EXCELLENCE XL STANDARD XL
A= H-71 A= H-76

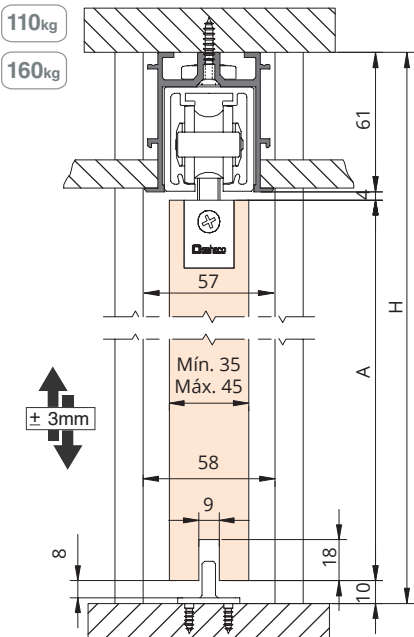
OPCIÓN RA | RA OPTION | OPTION RA



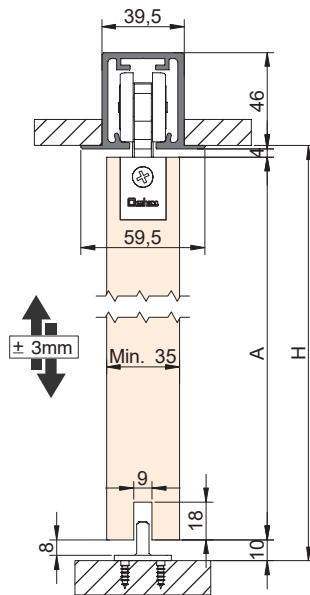
STAR XL
A= H-60

MONTAJE A FALSO TECHO | FALSE CEILING MOUNT | FIXATION À PLAFOND

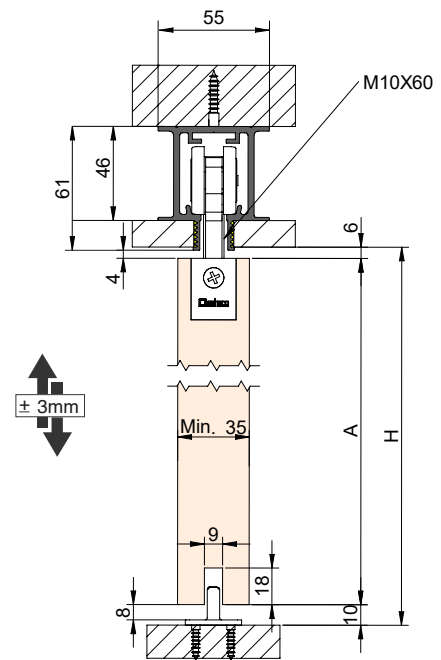
OPCIÓN RA 110/160KG
RA OPTION | OPTION RA



CONJUNTO | SET | JEU
FUNDA | SUPPORT | COUVERTURE FT XL + STAR XL
A= H-15



STAR FT XL
A= H-14



STAR FTI XL
A= H-16

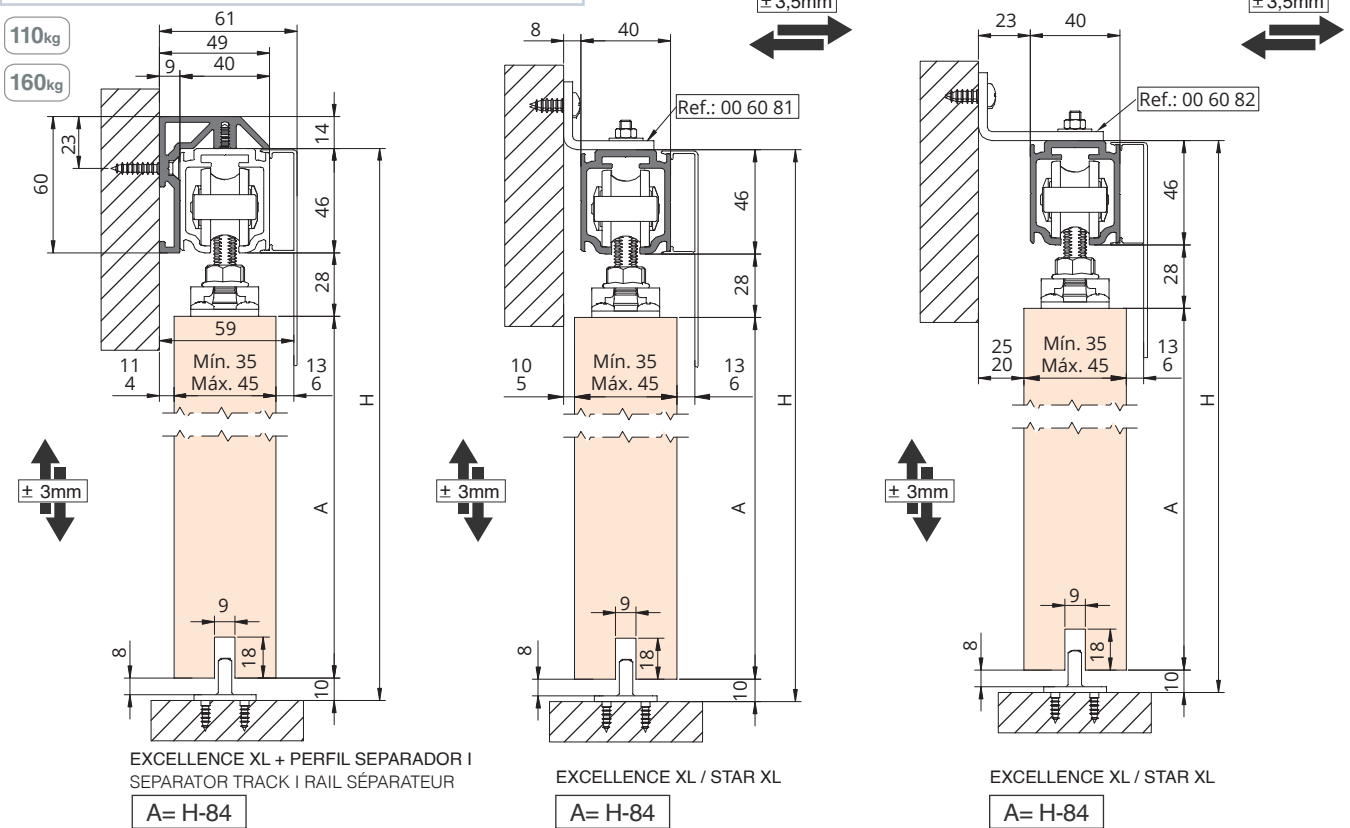


Sección tipo Cross-section

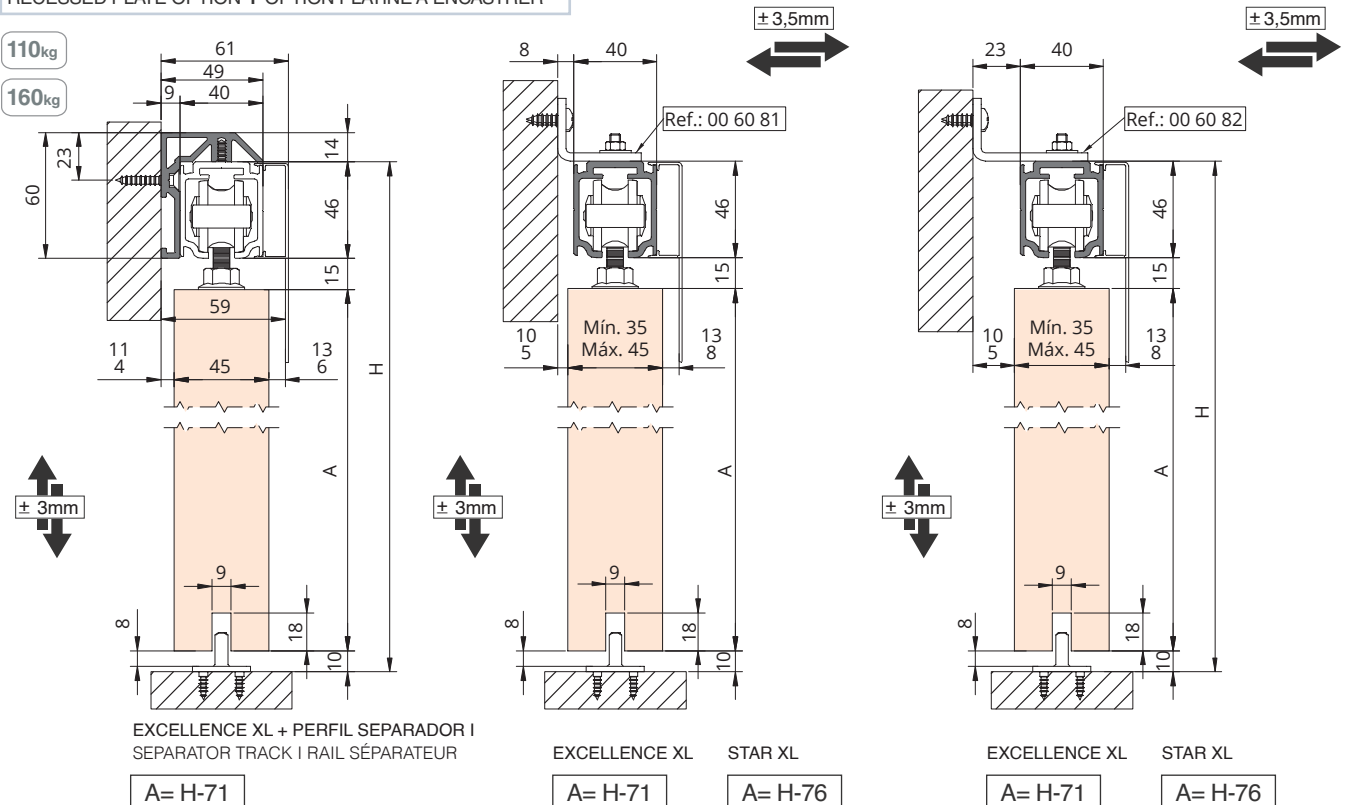
(Cotas en mm | Dimensions in mm | Dimensions en mm)

MONTAJE A PARED | WALL MOUNT | FIXATION À MUR

OPCIÓN PLETINA SOBREPUESTA 110/160KG FACE FIXED PLATE OPTION | OPTION PLATINE SUPERPOSÉE



OPCIÓN PLETINA ENCASTRADA 110/160KG RECESSED PLATE OPTION | OPTION PLATINE À ENCASTRER





Sección tipo Cross-section

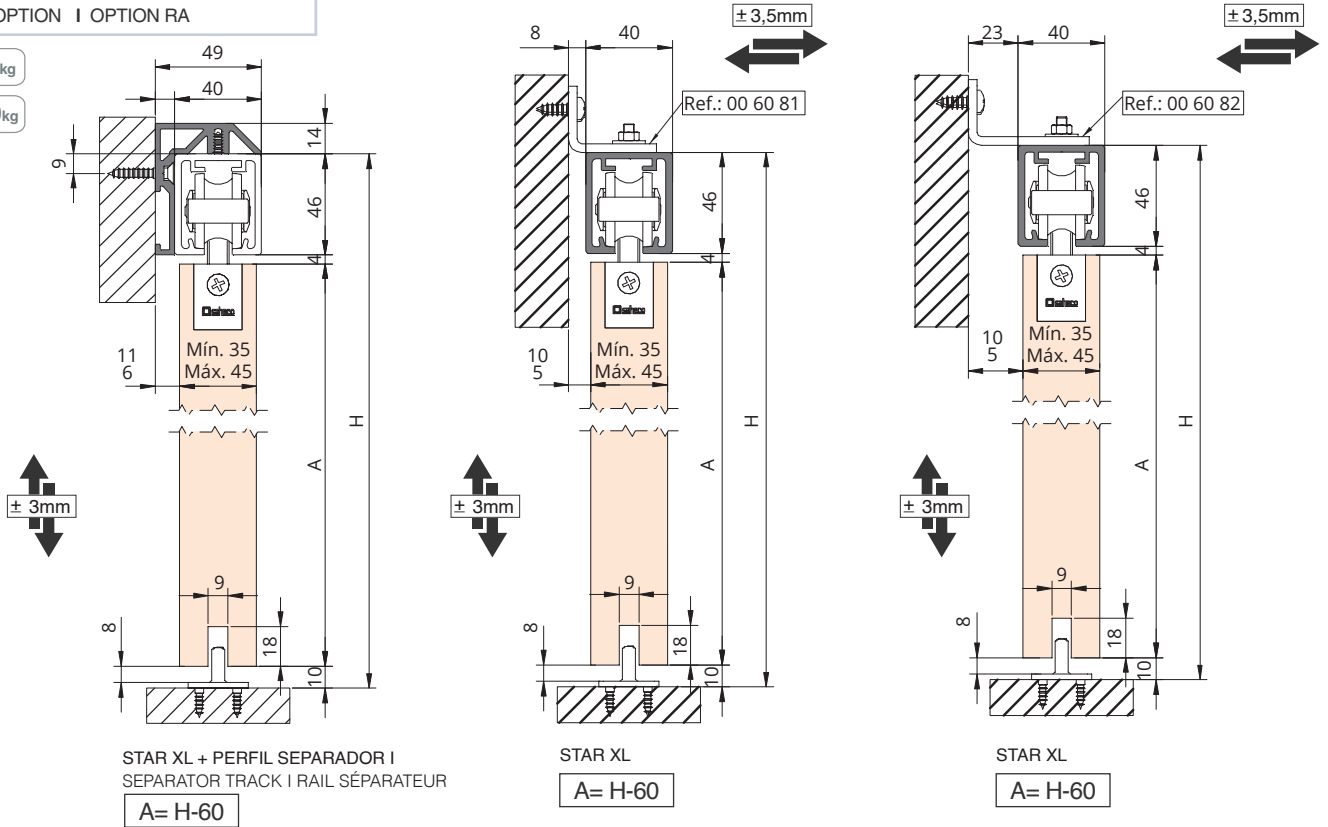
(Cotas en mm | Dimensions in mm | Dimensions en mm)

MONTAJE A PARED | WALL MOUNT | FIXATION À MUR

OPCIÓN RA 110/160KG
RA OPTION | OPTION RA

110kg

160kg

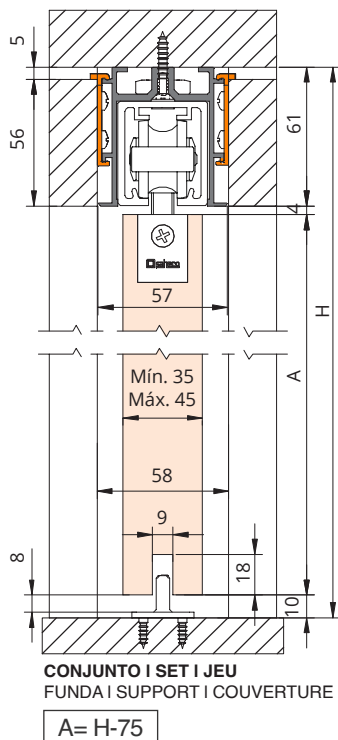


MONTAJE ENTRE PAREDES | MOUNTING BETWEEN WALLS | FIXATION ET ENTRE LES MURS

OPCIÓN RA 110/160KG
RA OPTION | OPTION RA

110kg

160kg





Sección tipo

Cros-section | Section type (Cotas en mm | Dimensions in mm | Dimensions en mm)

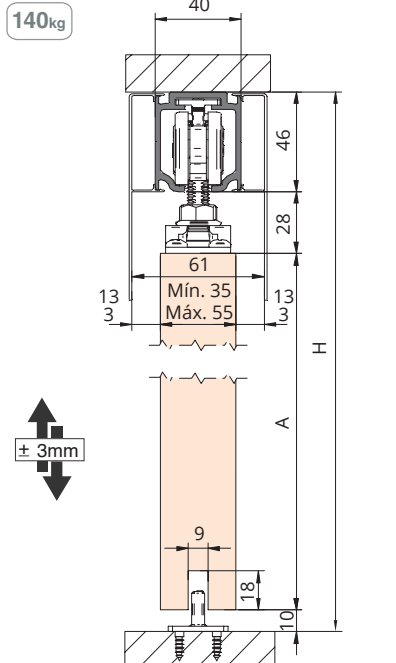
MONTAJE A TECHO | CEILING MOUNT | FIXATION À TOIT

MONTAJE ENTRE PAREDES | MOUNTING BETWEEN WALLS | FIXATION ET ENTRE LES MURS

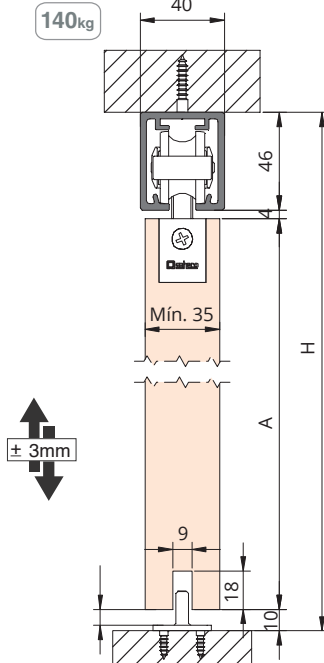
OPCIÓN PLETINA SOBREPUESTA 140KG
 FACE FIXED PLATE OPTION | OPTION PLATINE SUPERPOSÉE

OPCIÓN RA 140KG
 RA OPTION | OPTION RA

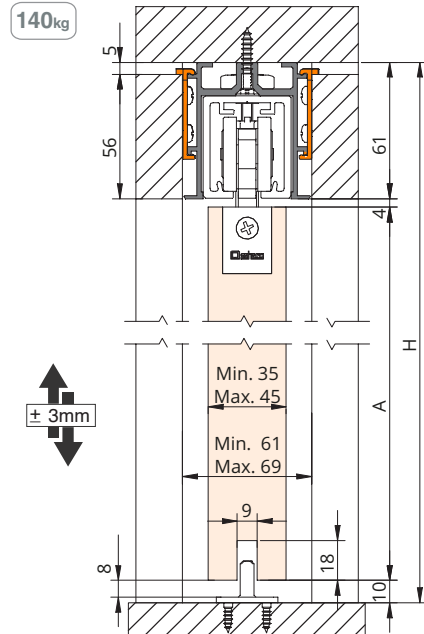
OPCIÓN RA 140KG
 RA OPTION | OPTION RA



EXCELLENCE XL **STANDARD XL**
A= H-84 **A= H-89**



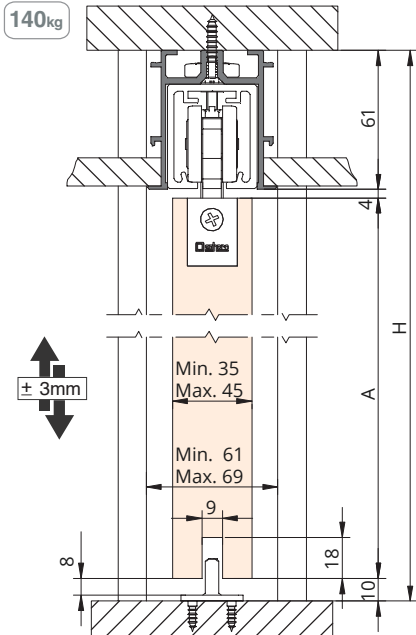
STAR XL
A= H-60



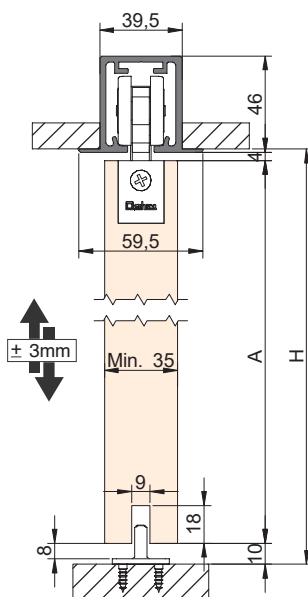
CONJUNTO | SET | JEU
FUNDA | SUPPORT | COUVERTURE FT XL + STAR XL
A= H-75

MONTAJE A FALSO TECHO | FALSE CEILING MOUNT | FIXATION À PLAFOND

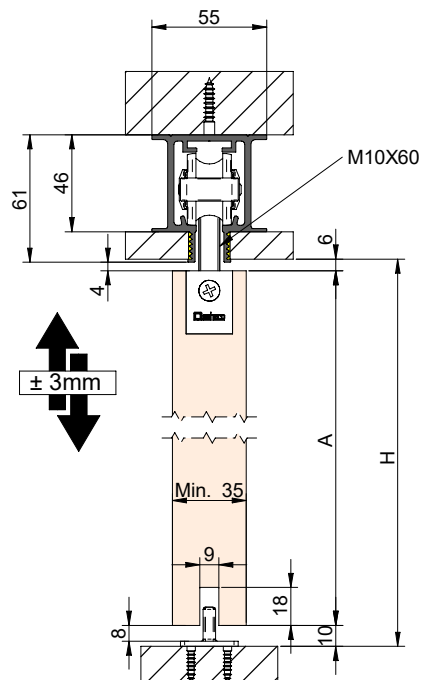
OPCIÓN RA 140KG
 RA OPTION | OPTION RA



CONJUNTO | SET | JEU
FUNDA | SUPPORT | COUVERTURE FT XL + STAR XL
A= H-15



STAR FT XL
A= H-14



STAR FTI XL
A= H-16

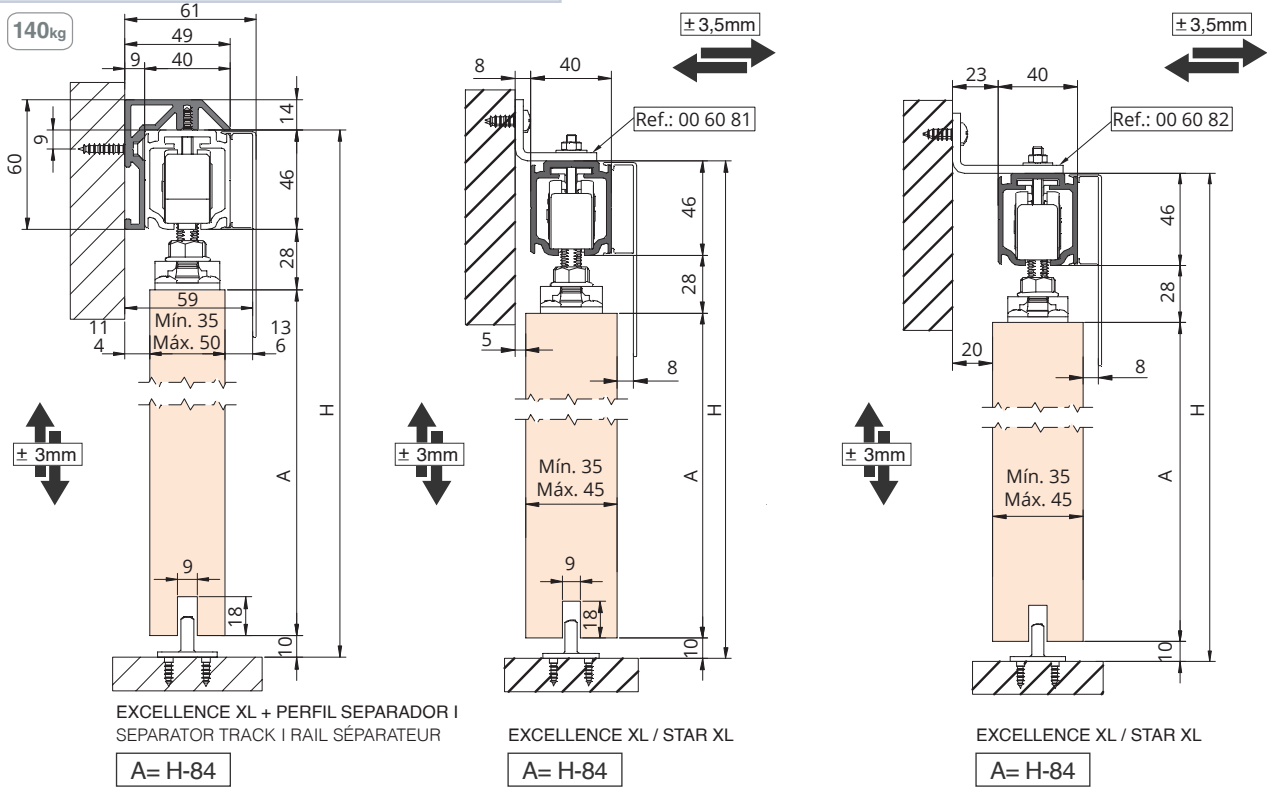


Sección tipo Cross-section

(Cotas en mm | Dimensions in mm | Dimensions en mm)

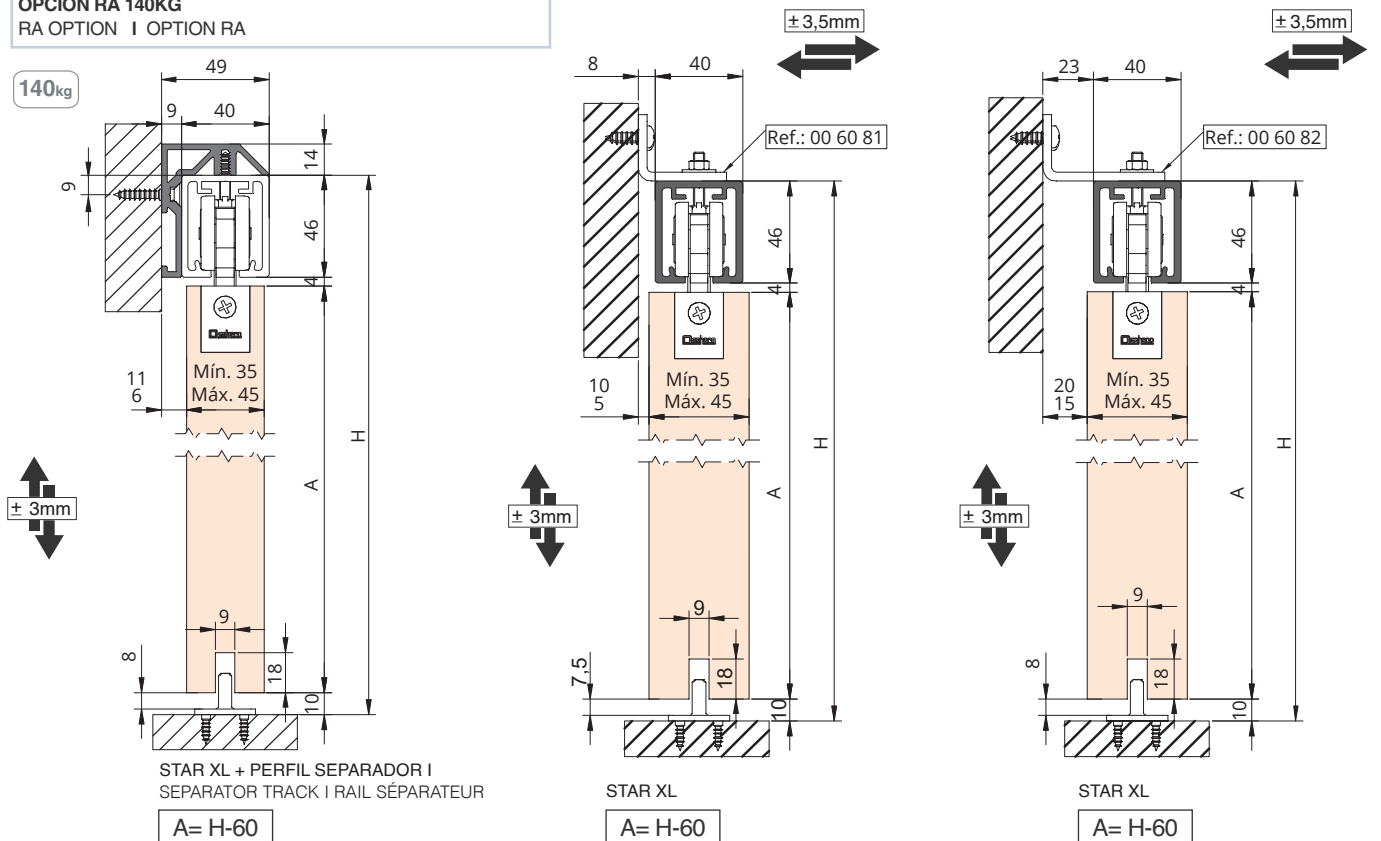
MONTAJE A PARED | WALL MOUNT | FIXATION À MUR

OPCIÓN PLETINA SOBREPUESTA 140KG FACE FIXED PLATE OPTION | OPTION PLATINE SUPERPOSÉE



MONTAJE A PARED | WALL MOUNT | FIXATION À MUR











OPCIÓN RA 140KG RA OPTION | OPTION RA





Componentes

Components | Composants

PERFILERÍA PROFILES PROFILS		Acabado	Cód.		
 <p>Perfil superior Standard XL Standard XL top track Rail supérieur Standard XL</p> <p>160kg</p>  <p>39x41 mm No Softop</p>	<p>S</p> <p>MF</p>	<p>0 126 20</p> <p>0 126 30</p> <p>0 126 50</p>	<p>2 m</p> <p>3 m</p> <p>5 m</p>	<p>2 perfiles</p> <p>2 profiles</p> <p>2 profils</p>	
		<p>0 126 21</p> <p>0 126 31</p> <p>0 126 51</p>	<p>2 m</p> <p>3 m</p> <p>5 m</p>		
 <p>Perfil superior Excellence XL. Excellence XL top track. Rail supérieur Excellence XL.</p> <p>160kg</p>  <p>40x46 mm</p>	<p>S</p> <p>MF</p>	<p>0 160 24</p> <p>0 160 34</p> <p>0 160 44</p> <p>0 160 64</p>	<p>2 m</p> <p>3 m</p> <p>4 m</p> <p>6 m</p>	<p>2 perfiles</p> <p>2 profiles</p> <p>2 profils</p>	
		<p>0 160 25</p> <p>0 160 35</p> <p>0 160 45</p> <p>0 160 65</p>	<p>2 m</p> <p>3 m</p> <p>4 m</p> <p>6 m</p>		
 <p>Perfil superior Star XL Star XL top track. Rail supérieur Star XL.</p> <p>160kg</p>  <p>40x46 mm</p>	<p>S</p> <p>BL</p> <p>WL</p>	<p>0 160 26</p> <p>0 160 36</p> <p>0 160 46</p> <p>0 160 66</p>	<p>2 m</p> <p>3 m</p> <p>4 m</p> <p>6 m</p>	<p>2 perfiles</p> <p>2 profiles</p> <p>2 profils</p>	
		<p>0 160 27</p> <p>0 160 37</p> <p>0 160 47</p> <p>0 160 67</p>	<p>2 m</p> <p>3 m</p> <p>4 m</p> <p>6 m</p>		
		<p>0 160 28</p> <p>0 160 38</p> <p>0 160 48</p> <p>0 160 68</p>	<p>2 m</p> <p>3 m</p> <p>4 m</p> <p>6 m</p>		
 <p>Perfil Star FTI XL. Star FTI XL top track. Rail supérieur Star FTI XL.</p> <p>160kg</p>  <p>61x55mm</p> <p>NEW</p> <p>M10x60</p>	<p>S</p> <p>BL</p> <p>WL</p>	<p>0 163 23</p> <p>0 163 33</p> <p>0 163 43</p> <p>0 163 63</p>	<p>2 m</p> <p>3 m</p> <p>4 m</p> <p>6 m</p>	<p>2 perfiles</p> <p>2 profiles</p> <p>2 profils</p>	
		<p>0 163 24</p> <p>0 163 34</p> <p>0 163 44</p> <p>0 163 64</p>	<p>2 m</p> <p>3 m</p> <p>4 m</p> <p>6 m</p>		
		<p>0 163 25</p> <p>0 163 35</p> <p>0 163 45</p> <p>0 163 65</p>	<p>2 m</p> <p>3 m</p> <p>4 m</p> <p>6 m</p>		
 <p>Perfil superior Star FT XL. Montaje a falso techo Star FT XL top track for false ceiling Rail supérieur Star FT XL. Fixation à faux-plafond</p> <p>160kg</p>  <p>59,5x46 mm</p>	<p>S</p> <p>BL</p> <p>WL</p>	<p>0 161 26</p> <p>0 161 36</p> <p>0 161 46</p> <p>0 161 66</p>	<p>2 m</p> <p>3 m</p> <p>4 m</p> <p>6 m</p>	<p>2 perfiles</p> <p>2 profiles</p> <p>2 profils</p>	
		<p>0 161 27</p> <p>0 161 37</p> <p>0 161 47</p> <p>0 161 67</p>	<p>2 m</p> <p>3 m</p> <p>4 m</p> <p>6 m</p>		
		<p>0 161 28</p> <p>0 161 38</p> <p>0 161 48</p> <p>0 161 68</p>	<p>2 m</p> <p>3 m</p> <p>4 m</p> <p>6 m</p>		

S Aluminio anodizado plata mate
Satin anodized aluminium
Aluminium anodisé argent

MF Aluminio natural
Mill finish aluminium
Aluminium brut













BL Aluminio lacado negro
Black lacquered aluminium
Aluminium anodisé laqué noir

WL Aluminio lacado blanco
White lacquered aluminium
Aluminium anodisé laqué blanc



Componentes

Components | Composants

PERFILERÍA PROFILES PROFILS		Acabado	Cód.		
	<p>Perfil Funda FT XL. Montaje a falso techo Support FT XL track. False ceiling mounting Rail de couverture FT XL. Fixation à faux-plafond</p> <p>Se sirve sin mecanizar Is served without machining Est servi sans usinage</p> <p>Compatible Suitable</p> <p>160kg  61x57 mm</p> <p> EXCELLENCE XL</p> <p> STAR XL</p>	<p>S</p> <p>BL</p> <p>WL</p>	<p>0 161 23¹ 2 m</p> <p>0 161 33¹ 3 m</p> <p>0 161 43¹ 4 m</p> <p>0 161 63¹ 6 m</p>	<p>1 juego 1 set 1 jeu</p>	
			<p>0 161 24¹ 2 m</p> <p>0 161 34¹ 3 m</p> <p>0 161 44¹ 4 m</p> <p>0 161 64¹ 6 m</p> <p>0 161 25¹ 2 m</p> <p>0 161 35¹ 3 m</p> <p>0 161 45¹ 4 m</p> <p>0 161 65¹ 6 m</p>		
	<p>Conjunto Perfil Funda FT XL + Star XL. Montaje entre paredes / falso techo. Support FT XL + Star XL track set. Mounting between walls / false ceiling. Jeu rail de couverture FT XL + Star XL. Fixation entre les murs / faux-plafond.</p> <p>Fijación en bayoneta Bayonet mounting Montage à baïonnette Pocket</p> <p>160kg  61x57 mm</p>	<p>S</p> <p>BL</p> <p>WL</p>	<p>0 161 20² 2 m</p> <p>0 161 30² 3 m</p> <p>0 161 40² 4 m</p> <p>0 161 60² 6 m</p>	<p>1 perfil 1 profile 1 profil</p>	
			<p>0 161 21² 2 m</p> <p>0 161 31² 3 m</p> <p>0 161 41² 4 m</p> <p>0 161 61² 6 m</p> <p>0 161 22² 2 m</p> <p>0 161 32² 3 m</p> <p>0 161 42² 4 m</p> <p>0 161 62² 6 m</p>		
	<p>Perfil superior Separador Excellence XL / Star XL. Montaje a pared Excellence XL / Star XL top Separator track. Wall mounting Rail supérieur Séparateur Excellence XL / Star XL. Fixation à mur</p> <p>Compatible Suitable</p> <p>160kg  49x60 mm</p> <p> EXCELLENCE XL</p> <p> STAR XL</p>	<p>S</p> <p>BL</p> <p>WL</p>	<p>0 162 20¹ 2 m</p> <p>0 162 30¹ 3 m</p> <p>0 162 40¹ 4 m</p> <p>0 162 60¹ 6 m</p>	<p>1 perfil 1 profile 1 profil</p>	
			<p>0 162 21¹ 2 m</p> <p>0 162 31¹ 3 m</p> <p>0 162 41¹ 4 m</p> <p>0 162 61¹ 6 m</p> <p>0 162 22¹ 2 m</p> <p>0 162 32¹ 3 m</p> <p>0 162 42¹ 4 m</p> <p>0 162 62¹ 6 m</p>		
	<p>Perfil inferior Bottom track Profil inférieur</p> <p> 23x22mm</p>	<p>MF</p>	<p>00 41 31 3 m</p> <p>00 41 51 5 m</p>	<p>10 perfiles 10 profiles 10 profils</p>	

¹ Se sirve con tornillería | ¹Served with screws | ¹Servi avec vis. **2 m** - 6 tornillos | screw | vis **3 m** - 8 tornillos | screw | vis **4 m** - 11 tornillos | screw | vis **6 m** - 16 tornillos | screw | vis

² Se sirve con clip tapeta madera | ²Served with clip for timber pelmet | ²Servi avec clip pour cache en bois. **2 y 3 m** - 8 clips | clips | clips **4 y 6 m** - 12 clips | clips | clips

S Aluminio anodizado plata mate
Satin anodized aluminium
Aluminium anodisé argent

WL Aluminio lacado blanco
White lacquered aluminium
Aluminium anodisé laqué blanc


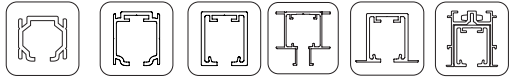

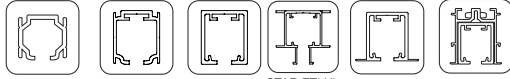

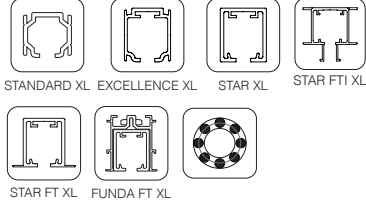

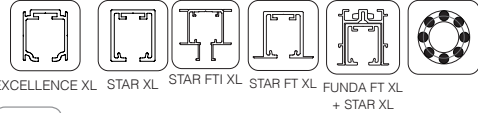

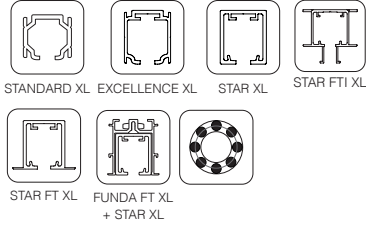
BL Aluminio lacado negro
Black lacquered aluminium
Aluminium anodisé laqué noir

MF Aluminio natural
Mill finish aluminium
Aluminium brut



Componentes


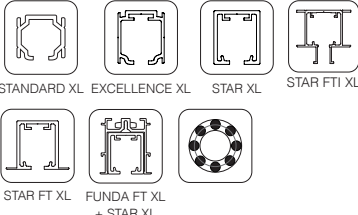

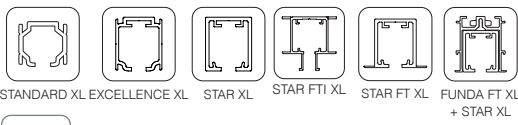

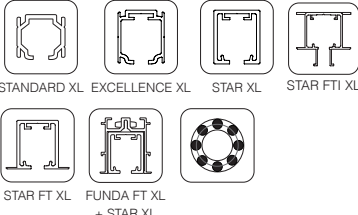

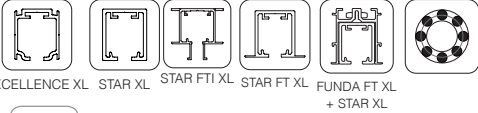

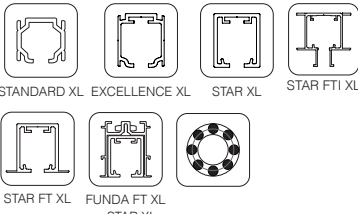
Components | Composants

JUEGOS SETS JEUX	Acabado	Cód.		
<p>OPCIÓN PLETINA PLATE OPTION OPTION PLAQUE</p>  <p>Juego de accesorios SF-A110. x2 Freno retenedor. (Pletina encastrada) SF-A110 Fitting set. x2 Retaining stopper (Recessed plate) Garniture SF-A110. x2 Frein de retenue (Platine à encastrer)</p>  <p>STANDARD XL EXCELLENCE XL STAR XL STAR FTI XL STAR FT XL FUNDA FT XL + STAR XL</p> <p>110kg</p>		0 101 01		1 juego 1 set 1 jeu
 <p>Juego de accesorios SF-A110. x2 Freno retenedor. (Pletina sobrepuesta) SF-A110 Fitting set. x2 Retaining stopper (Face fixed plate) Garniture SF-A110. x2 Frein de retenue (Platine superposée)</p>  <p>STANDARD XL EXCELLENCE XL STAR XL STAR FTI XL STAR FT XL FUNDA FT XL + STAR XL</p> <p>110kg</p>		0 101 02		1 juego 1 set 1 jeu
 <p>Juego de accesorios SF-P140 x2 Freno retenedor. (Pletina sobrepuesta) SF-P140 Fitting set. x2 Retaining stopper (Face fixed plate) Garniture SF-P140. x2 Frein de retenue (Platine superposée)</p> <p>140kg</p>  <p>STANDARD XL EXCELLENCE XL STAR XL STAR FTI XL STAR FT XL FUNDA FT XL + STAR XL</p>		0 140 00		1 juego 1 set 1 jeu
 <p>Juego de accesorios SF-P140. x1 SofTop doble SF-P140 Fitting set. x1 Double SofTop Garniture SF-P140. x1 Double SofTop</p>  <p>EXCELLENCE XL STAR XL STAR FTI XL STAR FT XL FUNDA FT XL + STAR XL</p> <p>140kg</p>		0 140 01		1 juego 1 set 1 jeu
 <p>Juego de accesorios SF-A160. x2 Freno retenedor. (Pletina encastrada) SF-A160 Fitting set. x2 Retaining stopper (Recessed plate) Garniture SF-A160. x2 Frein de retenue (Platine à encastrer)</p> <p>160kg</p>  <p>STANDARD XL EXCELLENCE XL STAR XL STAR FTI XL STAR FT XL FUNDA FT XL + STAR XL</p>		0 125 00		1 juego 1 set 1 jeu



Componentes



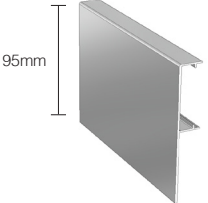








Components | Composants

JUEGOS SETS JEUX	Acabado	Cód.		
 <p>Juego de accesorios SF-A160. x2 Freno retenedor. (Pletina sobrepuesta) SF-A160 Fitting set. x2 Retaining stopper (Face fixed plate) Garniture SF-A160. x2 Frein de retenue (Platine superposée)</p> <p>160kg</p> 		0 125 01		1 juego 1 set 1 jeu
<p>OPCIÓN RA RA OPTION OPTION RA</p>  <p>Juego de accesorios SF-RA A110. x2 Freno retenedor. (Rodamiento a fricción) SF-RA A110 Fitting set. x2 Retaining stopper. (Friction bearing) Garniture SF-RA A110. x2 Frein de retenue. (Roulement à friction)</p> <p>110kg</p> 		0 100 04		1 juego 1 set 1 jeu
 <p>Juego de accesorios SF-RA P140. x2 Freno retenedor SF-RA P140 Fitting set. x2 Retaining stopper Garniture SF-RA P140. x2 Frein de retenue</p> <p>140kg</p> 		0 140 04		1 juego 1 set 1 jeu
 <p>Juego de accesorios SF-RA P140. x1 SofTop doble SF-RA P140 Fitting set. x1 Double SofTop Garniture SF-RA P140. x1 Double SofTop</p> <p>140kg</p> 		0 140 05		1 juego 1 set 1 jeux
 <p>Juego de accesorios SF-RA A160. x2 Freno retenedor SF-RA A160 Fitting set. x2 Retaining stopper Garniture SF-RA A160. x2 Frein de retenue.</p> <p>160kg</p> 		0 125 04		1 juego 1 set 1 jeu



Componentes

Components | Composants

ACCESORIOS ACCESSORIES ACCESSOIRES		Acabado	Cód.		
 <p>110mm</p>	<p>Tapeta para perfil Standard XL Pelmet cover for Standard XL track Cache pour rail Standard XL</p>  <p>STANDARD XL</p>	S	0 104 23 0 104 33 0 104 53	2 m 3 m 5 m	2 perfiles 2 profiles 2 profils
		BL	0 104 24 0 104 34 0 104 54	2 m 3 m 5 m	
 <p>95mm</p>	<p>Tapeta para perfil Excellence XL Cache pour rail Excellence XL</p>  <p>EXCELLENCE XL</p>	S	0 164 20 0 164 30 0 164 40 0 164 60	2 m 3 m 4 m 6 m	2 perfiles 2 profiles 2 profils
		BL	0 164 21 0 164 31 0 164 41 0 164 61	2 m 3 m 4 m 6 m	
	<p>Tapa lateral Standard XL Standard XL lateral cap Capuchon latéral Standard XL</p>  <p>STANDARD XL</p>	SP	0 125 57		25 piezas 25 pieces 25 pièces
	<p>Juego de tapas laterales Star XL. Montaje a techo/pared Star XL lateral cap set. Ceiling/wall mounting Jeu de capuchons latéral Star XL. Fixation à plafond/mur</p>  <p>STAR XL</p>	SP BP WP	0 160 10 0 160 11 0 160 12		1 juego 1 set 1 jeu
	<p>Juego de tapas laterales Separador XL + Excellence XL / Star XL. Montaje a pared. Perfil superior separador Excellence XL / Star XL + Perfil superior Excellence XL o Star XL Separator XL + Excellence XL / Star XL lateral cap set. Wall mounting. Excellence XL / Star XL separator top track + Excellence XL or Star XL top track Jeu de capuchons latéraux Séparateur XL + Excellence XL / Star XL. Fixation à mur. Rail supérieur séparateur Excellence XL / Star XL + Rail supérieur Excellence XL ou Star XL</p> <p>EXCELLENCE XL + SEPARADOR XL STAR XL + SEPARADOR XL</p>  <p>49x60 mm</p>  <p>49x60 mm</p>	SP BP WP	0 160 13 0 160 14 0 160 15		1 juego 1 set 1 jeu

S Aluminio anodizado plata mate
Satin anodized aluminium
Aluminium anodisé argent

BL Aluminio lacado negro
Black lacquered aluminium
Aluminium anodisé laqué noir

SP Plástico plata
Silver plastic
Plastique argent









BP Plástico negro
Black plastic
Plastique noir

WP Plástico blanco
White plastic
Plastique blanc



Componentes

Components | Composants

ACCESORIOS ACCESSORIES ACCESSOIRES		Acabado	Cód.	اساسيات	📦
	Roldana SF-A110 con tornillo. Pletina encastrada SF-A110 Roller with screw. Recessed plate Galet SF-A110 avec vis. Platine à encastrer		0 101 60		25 piezas 25 pieces 25 pièces
	Roldana SF-A110 con tornillo. Pletina sobrepuesta SF-A110 Roller with screw. Face fixed plate Galet SF-A110 avec vis. Platine superposée		0 101 61		25 piezas 25 pieces 25 pièces
	Roldana SF-P140 con tornillo SF-P140 Roller with screw Galet SF-P140 avec vis 		0 140 52		25 piezas 25 pieces 25 pièces
	Roldana SF-A160 con tornillo. Pletina encastrada SF-A160 Roller with screw. Recessed plate Galet SF-A160 avec vis. Platine à encastrer 		0 125 60		25 piezas 25 pieces 25 pièces
	Roldana SF-A160 con tornillo. Pletina sobrepuesta SF-A160 Roller with screw. Face fixed plate Galet SF-A160 avec vis. Platine superposée 		0 125 61		25 piezas 25 pieces 25 pièces



Componentes

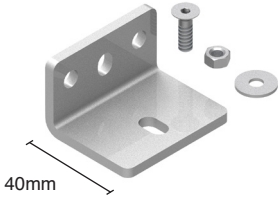



Components | Composants

ACCESORIOS ACCESSORIES ACCESSOIRES		Acabado	Cód.		
	<p>Pletina SF-A110 / P140 / A160 sobrepuesta SF-A110 / P140 / A160 Face fixed plate Platine SF-A110 / P140 / A160 superposée</p>		0 101 54		10 piezas 10 pieces 10 pièces
	<p>Pletina SF-A110 / A160 encastrada SF-A110 / A160 Recessed plate Platine SF-A110 / A160 à encastrer</p>		0 101 53		10 piezas 10 pieces 10 pièces
	<p>Soporte tapeta universal Universal pelmet cover support Support cache universel</p>		00 60 56		10 piezas 10 pieces 10 pièces
	<p>Freno retenedor doble SF-A110 / A160 SF-A110/A160 Double retaining stopper Frein de retenue double SF-A110/A160</p>		0 101 52		10 piezas 10 pieces 10 pièces
	<p>Freno retenedor SF-P140 SF-P140 Retaining stopper Frein de retenue SF-P140</p>		0 101 59		10 piezas 10 pieces 10 pièces



Componentes

Components | Composants

ACCESORIOS ACCESSORIES ACCESSOIRES		Acabado	Cód.		
	<p>Guiador inferior plástico Plastic bottom guide Guide inférieur plastique</p>		00 35 54		25 piezas 25 pieces 25 pièces
	<p>Soporte pared escuadra con regulación Adjustable wall fixing bracket Support équerre pour fixation à mur réglable</p> <p>    STANDARD XL EXCELLENCE XL STAR XL </p>		00 60 81 ¹		25 piezas 25 pieces 25 pièces
	<p>Soporte pared escuadra con regulación Adjustable wall fixing bracket Support équerre pour fixation à mur réglable</p> <p>    STANDARD XL EXCELLENCE XL STAR XL </p>		00 60 82 ¹		25 piezas 25 pieces 25 pièces
	<p>Guiador inferior (Pletina encastrada) Bottom guide (Recessed plate) Guide inférieur (Platine à encastrer)</p>		00 41 10		25 piezas 25 pieces 25 pièces
	<p>Guiador inferior (Pletina plana) Bottom guide (Face fixed plate) Guide inférieur (Platine à visser)</p>		00 41 40		25 piezas 25 pieces 25 pièces
 <p>M10x60</p>	<p>Tornillería para perfil FTI XL Screws for FTI XL track Vis pour profil FTI XL</p>		0 140 70		1 juego 1 set 1 jeux

¹Para las instalaciones que incorporen soporte pared aplicar uno por cada taladro | For sets that incorporate a wall support apply one for each drill hole | Pour les installations intégrant un support mural appliquer un support pour chaque trou percé. **2m** - 6 soportes | supports | supports **3m** - 8 soportes | supports | supports **4m** - 11 soportes | supports | supports **6m** - 16 soportes | supports | supports

Essential Timber XL

SF-A110 | SF-P140 | SF-A160 | SF-RA A110 | SF-RA P140 | SF-RA A160



Polígono Industrial de Foradada / 08580
St. Quirze de Besora / Barcelona / Spain
T +34 93 852 92 23
saheco@saheco.com

Export contact details
T +34 93 852 96 15
export@saheco.com
saheco.com